



TECHNICAL DOCUMENTATION

Professional network solutions for enterprise, industrial and OT/IT environments.


Provided by 4net in collaboration with leading technology partners.

4net

Reliable OT/IT network infrastructure solutions

 fournet.be

 info@fournet.be

 +32 (0)15 29 29 99



Trusted expertise for reliable networks.



RYA-42-L81-CCX-A1-MCA

Assembled cabinet easily decomposable, IP 20,
loading capacity 1200 / 1500 kg




■ **Vertical rails**
in the cabinet 600 mm wide




■ **Installing of the skeleton**
by load-bearing elements and screws



■ **Triton handle**
Just by replacing the plastic inlet
(is not part of supply) you can choose
classic or half-cylindrical lock.
Patent: PUV 2013-27443



■ **RAC-ZP-Yxx-X1**
Bottom blanking panel
(optional accessory). [🔗](#)



■ **RAC-VP-D5x-X1**
Accessory - horizontal cable
management (optional accessory). [🔗](#)



■ **RAX-VP-Vxx-X2**
Accessory - vertical cable management
in skeleton (optional accessory). [🔗](#)



■ **Power distribution units**
integrated holder of PDU in every corner
(in combination with optional accessory)





■ **Fringe edge**

Protects cables from damage. 1m in supply



■ **Perforated skeleton rails**

Square perforation for the captive nuts alongside whole height of the rail in the unit span allows additional accessory installation.



■ **Marking of units**

Installation units are marked by laser on the vertical rails for convenience.




■ **Flex frame**

The system allows for 800 mm wide cabinets install vertical installation rails in the span of 19", 21" and 23".



■ **Bonding**

All detachable parts are bonded in accordance to appropriate standard.




■ **Break-out cable entries**

on side edges of roof cover



■ **Enlarged skeleton rails**

Allow installation of accessories - PDU, cable and patch cord management etc.



■ **Installation of cables**

mounting without pulling of the cables



Load increase from 1200 to 1500 kg



■ 19" rail strength member

Close profile (4 pcs) - made from cold-rolled steel. It increases the loading capacity of the cabinet up to 1500 kg. With RYA cabinet can be used just for version 800mm wide.

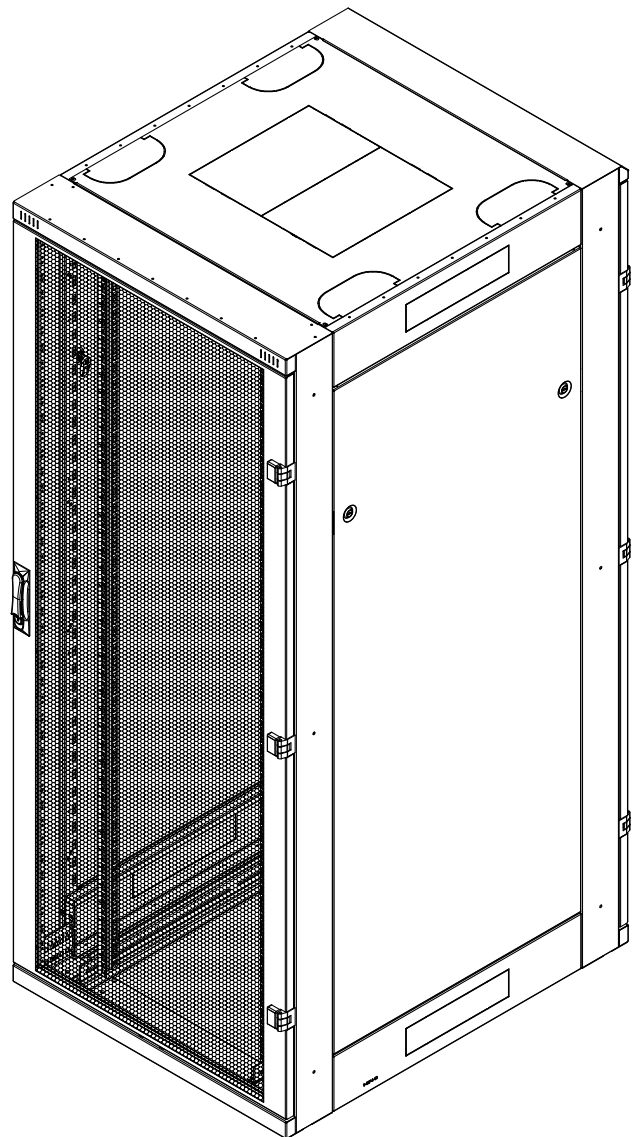
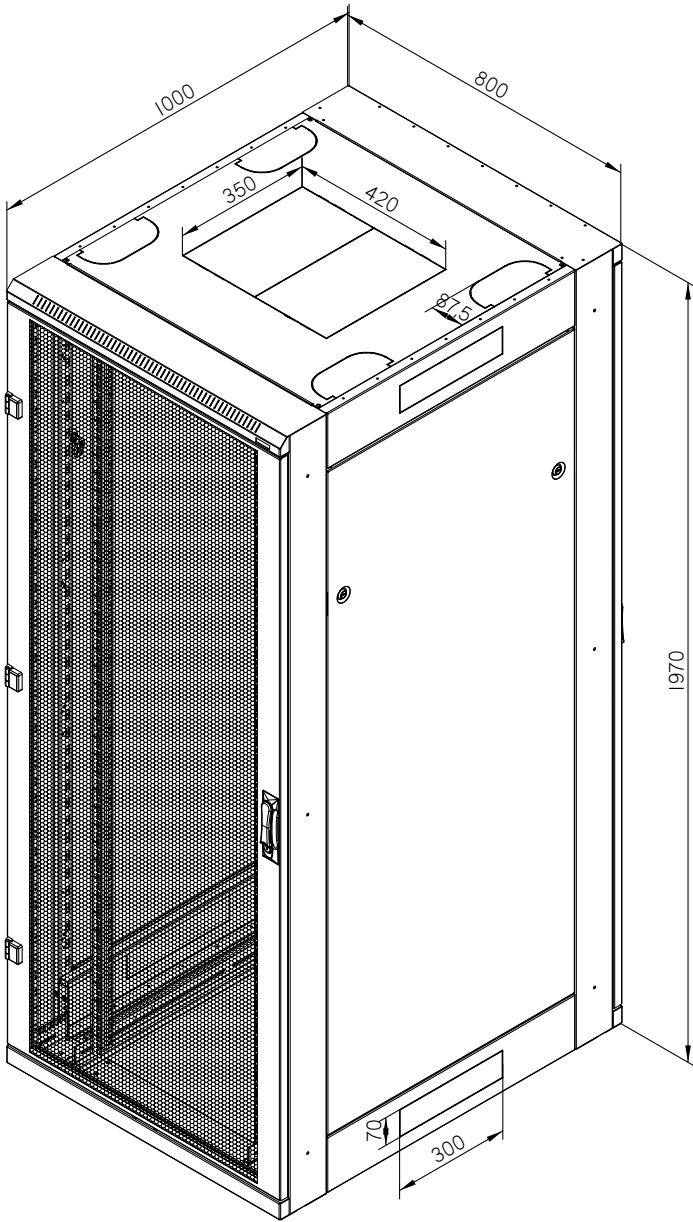
19" rail strength member

Type	Cabinet height in units	Weight gross (kg)	Weight net (kg)
RAX-VR-T37-X2	37	6,3	6,2
RAX-VR-T42-X2	42	7,1	7,0
RAX-VR-T45-X2	45	7,7	7,6
RAX-VR-T47-X2	47	8,0	7,9

RYA 800 x 1000

Type	A	B	C	D	E	Weight gross (kg)	Weight net (kg)	Maximal recommended load (kg)
	(mm)							
RYA-42-L81-CCX-A1-MCA	1970	1868	687	800	1000	121,6	107,8	1200 / 1500*

* With using of strengthening members of vertical rails.



Server cabinet RYA

Description, purpose of use

- 19" free-standing cabinet with IP20 protection
- Cabinet includes 4 sliding vertical rails for device mounting (6 rails for cabinets deeper than 800 mm).
- Cabinet construction:
 - Welded steel frame with removable side panels
 - Single or double doors in all metal versions, perforated (80 % and 86 % air permeability) or glazed with safety tempered glass 4 mm. They can be on the front or back of the cabinet.
 - Preparation for installation of vertical cable management panels and power distribution units
 - Preparation for joining the cabinets together
- The maximum recommended load of cabinet is 1200kg (1500kg with strength members), maximum load of the door is 20 kg.
- The racks are designed for installation of data and telecommunication equipment and distribution systems.
- The frame of the cabinet and all the removable parts (side and rear covers, doors...) are bonded with patch cables that have to be properly fixed and inserted into connectors throughout the period of use of the cabinet.
- There is one M8 screw placed on the bottom part of the cabinet to connect the earthing wire.
- Can be mounted on the base, levelling feet or castors.
- Cable openings covered with breakout-type blanking panels are placed in the top and the bottom part of the cabinet.

Operating conditions

- Operating environment:
 - Office
 - The cabinet is not intended for outdoor installations and for installations in environment that can influence negatively the functionality of the cabinet and the mounted devices (e.g. environment with danger of explosion)
- Must be protected against:
 - Mechanical damage
 - Improper handling
 - A different usage than the cabinet is intended for
- Improper handling is especially:
 - Overloading (exceeding the maximum recommended load)
 - Installing devices which may negatively influence the operation and function of the cabinet or the installed equipment.
 - Change of the construction or design of the cabinet

Installation of the cabinet

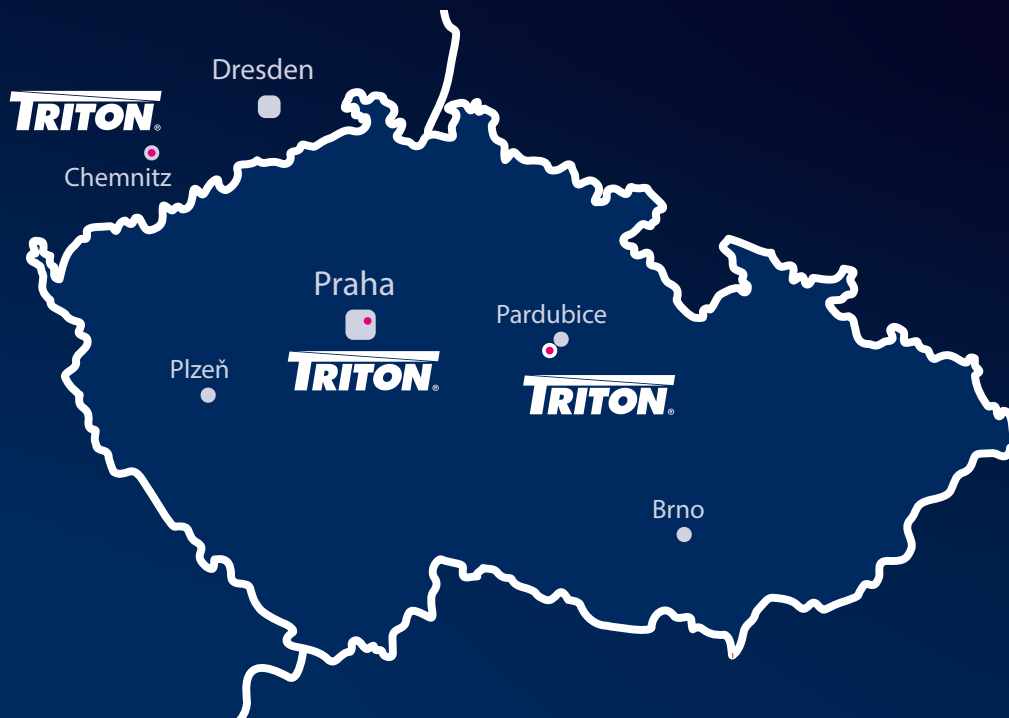
- To ensure the maximum recommended load, it is necessary to distribute the load equally.
- Place the cabinet on a flat floor and adjust any differences using the levelling feet (included in the supply of the cabinet).
- To avoid dust penetration in the case where cables lead through some of the cable openings, it may be sealed with a blanking panel with a brush and secured by the fringe edge (both are included in the supply of the cabinet).

Environmental protection

- All parts are made of recyclable materials and after decommissioning the cabinet, it must be disposed of according to relevant regulations

Certificate and conformity

- This product is fully in accordance with ČSN EN 62208 ed.2:2012(EN 62208:2011).
-



TRITON®

Tritón Pardubice, spol. s r. o.

č.p. 130, 530 02 Starý Mateřov, Czech Republic

Tel.: +420 467 401 111

E-mail: sale@triton.cz

Triton Chemnitz GmbH

Teichstraße 11, 09366 Niederdorf, Germany

Tel.: +49 (0) 37296 5498-0

E-mail: info@triton-racks.de

www.triton-racks.com

www.clotheslockers.eu